



**95 x 180 x 50 (mm)**

### Features:

- External Desktop Adaptor
- With ITE & Medical safety
- Built-in active PFC
- Efficiency between 84% to 87%
- Compatible to Class I safety & EMC

### Applications:

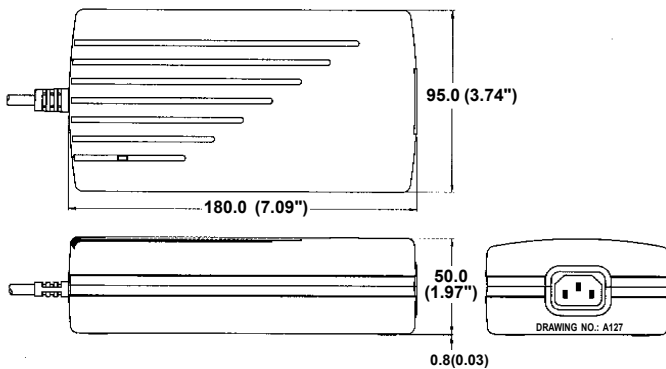
- For medical device such as monitors.
- For peak power required system.

### General Specifications:

Input voltage ..... 90 VAC to 264 VAC  
 Input frequency ..... 47 Hz to 63 Hz  
 Inrush current (cold start at 25°C)..... < 60A at 230VAC  
 Efficiency ..... 84%~87% depends on models  
 Holdup time ..... > 16 ms  
 at rated load and 115VAC  
 Over voltage protection ..... latch off  
 Short circuit protection..... auto recovery  
 Over load protection ..... auto recovery

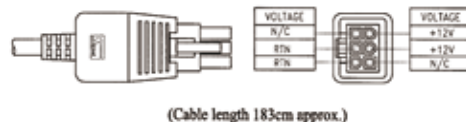
Operating temperature ..... 0°C to 40°C  
 Cooling ..... free air convection  
 Storage temperature ..... -20°C to +85°C  
 EMI ..... FCC class "B"  
 CISPR22 level "B"  
 Harmonics ..... EN61000-3-2 class D  
 EMS ..... EN61000-4-2, -3, -4, -5,-6,-11  
 Safety ..... UL 60950, UL 60601-1  
 CSA C22.2 No. 60950, CSA 601-1, CUL  
 TUV EN60950-1, EN60601-1

### Mechanical Specifications:



### Notes:

1. Size:  
95 x 180 x 50 (mm)
2. Connectors:  
AC input : IEC 320 Inlet  
DC output : Molex 5557-06 or equivalent



3. Box Color : Black
4. Packing  
Net weight: 920 g approx. / unit  
Gross weight: 16 kg approx. / carton, 14 units / carton  
Carton size (mm): 531 (L) x 316 (W) x 337 (H)

## Output Specifications:

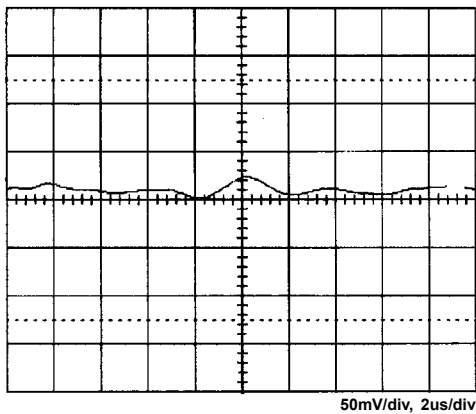
MODEL NO	OUTPUT RAIL	LOAD				VOLTAGE ACCURACY	RIPPLE NOISE	LINE REG.	LOAD REG.
		MIN.	RATED	MAX.	PEAK				
SNP-A127 SNP-A127-M	+12V	0A	9A		15A	+11.40V~+12.60V	100mVpp	±1%	±3%
SNP-A128 SNP-A128-M	+15V	0A	7.5A		10A	+14.25V~+15.75V	100mVpp	±1%	±3%
SNP-A125 SNP-A125-M	+18V	0A	6.5A		9A	+17.1V~+18.9V	100mVpp	±1%	±3%
SNP-A129 SNP-A129-M	+24V	0A	5A		7A	+22.80V~+25.20V	100mVpp	±1%	±3%
SNP-A12T SNP-A12T-M	+48V	0A	2.5A		4A	+45.60V~+50.40V	100mVpp	±1%	±3%

### Note:

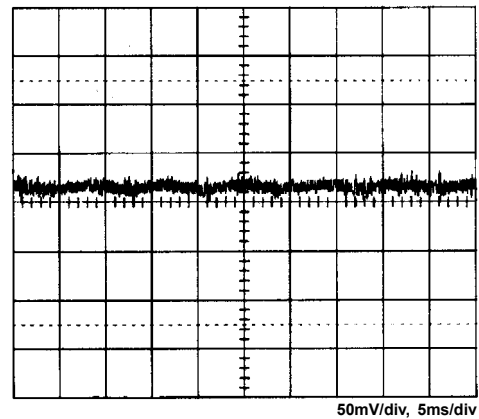
- Output can provide up to peak load when the power supply starts up. Continuous staying in more than rated load is not allowed.
- At factory, in 60% rated load condition, each output is checked to be within voltage accuracy.
- Line regulation is defined by changing ±10% of input voltage from nominal line at rated load.
- Load regulation is defined by changing ±40% of measured output load from 60% rated load.
- Ripple & noise is measured by using 15MHz bandwidth limited oscilloscope and terminated each output with a 0.47uF capacitor at rated load and nominal line.
- Hold up time is measured from the end of the last charging pulse to the time which the main output drops down to low limit of main output at rated load and nominal line.
- Efficiency is measured at rated load, and nominal line.
- Model Selection:  
SNP-A12x is for ITE application.  
SNP-A12x-M is for medical application.

## Performance for SNP-A127:

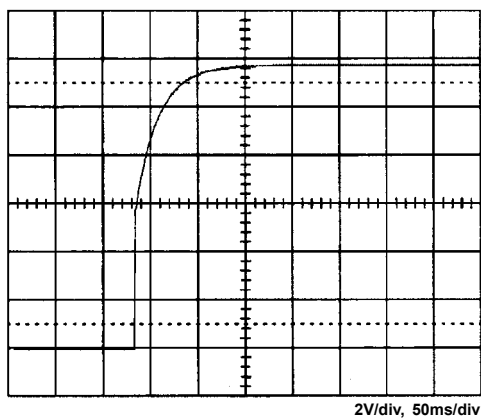
1. Switching frequency ripple



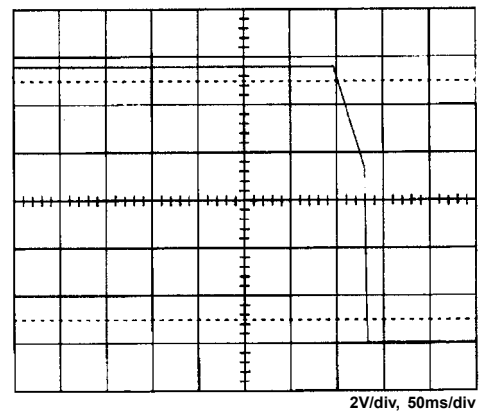
2. Line frequency ripple



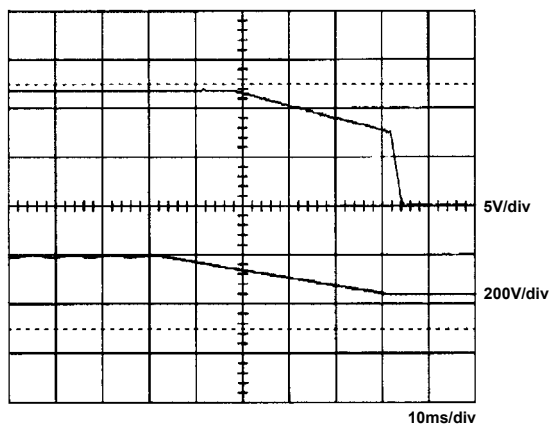
3. Output turn on wave form



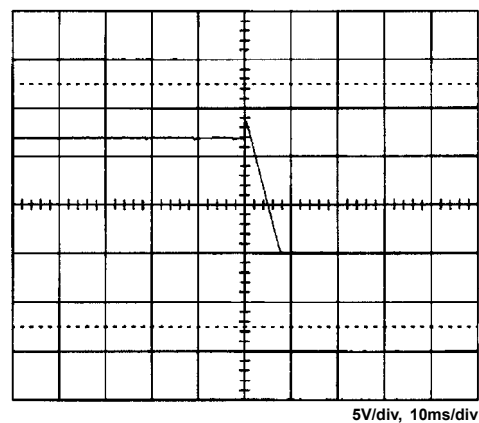
4. Output turn off wave form



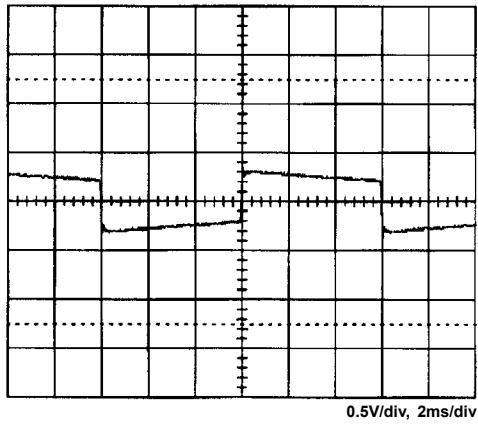
5. Hold-up time



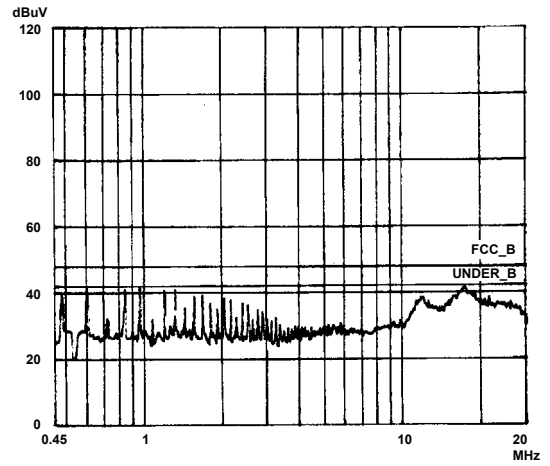
6. Over voltage protection



### 7. +12V step response



### 8. FCC B



### 9. CISPR 22 B

