

**SPECIFICATION**

and

**PERFORMANCE**

for

SWITCHING POWER SUPPLY

**M/N : SNP-A069**

Reviewed by Project Manager	梁鈺兵 11-07-05	陳志強 03/30/08	陳志強 03/30/08			
Typed by Document Assistant	黃素茹 11-04-05	黃碧穎 03/13/08	陳道義 02-07-12			
SKYNET ELECTRONIC			LAST REV. NO.			

## 1.0 INTRODUCTIONS

SNP-A069 is a Class II input and 60W rated / 72W peak output switching mode desktop adaptor. It is designed with patented soft switching technology to reach high efficiency. The safety conformity covers IT and Medical applications. Meanwhile, low no-load input power complies with the green power requirement.

## 2.0 INPUT SPECIFICATIONS

### 2.1 Input Voltage

The range of input voltage is 90VAC ~ 264VAC, nominal line is 115V/230V. (Label 100 ~ 240VAC). This is class II power supply.

### 2.2 Input Frequency

The range of input frequency is 47Hz ~ 63Hz.

### 2.3 Input Current

The maximum input current is 2A at 115VAC or 1A at 230VAC.

### 2.4 Inrush Current

The inrush current will not exceed 35A at 115VAC input or 70A at 230VAC input, with cold start 25°C.

### 2.5 No load input power

No-load input power is less than 1W at input voltage range.

## 3.0 OUTPUT SPECIFICATIONS

### 3.1 Load range

output	min. load	rated load	peak load	voltage accuracy
+24V	0A	2.5A	3A	22.8V to 25.2V

At factory, +24V output is set between +23.5V to +24.5V at 60% rated load and nominal line input.

\* Peak load is not promised to use over 10 sec., otherwise the life time will be reduced.

### 3.2 Ripple and noise

The peak to peak ripple and noise for each output is less than 0.5% of output voltage at rated load, nominal line. Measuring is done by 20MHz bandwidth limited oscilloscope and terminated each output with a 0.47uF capacitor.

### 3.3 Line regulation

The line regulation is less than + -0.5% while measuring at rated load and + -10% of nominal line input voltage changing.

### 3.4 Load regulation

The load regulation is less than + -2% which is measured by changing the output load + -40% from 60% rated load and nominal line input.

## 4.0 GENERAL FEATURES

### 4.1 Efficiency

The efficiency is 85% typ. while measuring at nominal line and rated load.

### 4.2 Hold up time

The hold up time is 12mS typ. at 115VAC input and rated load, which is measured from the end of the last charging pulse to when the main output drops down to 95% output voltage.

### 4.3 Protection

#### 4.3.1 Over voltage protection

The built-in crowbar circuit will shut down the outputs to avoid damaging the external circuits. The trip point of over voltage protection is around +26V to +31V. To recover from over voltage protection, cycle the AC line OFF and ON is necessary.

#### 4.3.2 Short circuit and over load protection

The power supply will generate a hiccup mode to protect itself against short circuit or over load conditions, and will automatically return to normal after fault conditions are removed.

## 5.0 ENVIRONMENT SPECIFICATIONS

### 5.1 Operating temperature

0°C to 40°C

### 5.2 Storage temperature

-40°C to 80°C

### 5.3 Operating humidity

10%~95% Non-Condensing .

### 5.4 Altitude

Will operate properly at any altitude between 0 to 10000 ft.

## 6.0 INTERNATIONAL STANDARDS

### 6.1 Safety standards

Designed to meet the following regulations :

UL 60601-1, UL 60950-1

CSA C22.2 NO.601.1-M90, NO.60950-1

EN 60601-1 EN60950-1

PSE J60950-1 (H22)

### 6.2 EMI standards

Designed to meet the following limits :

FCC docket 20780 curve "B"

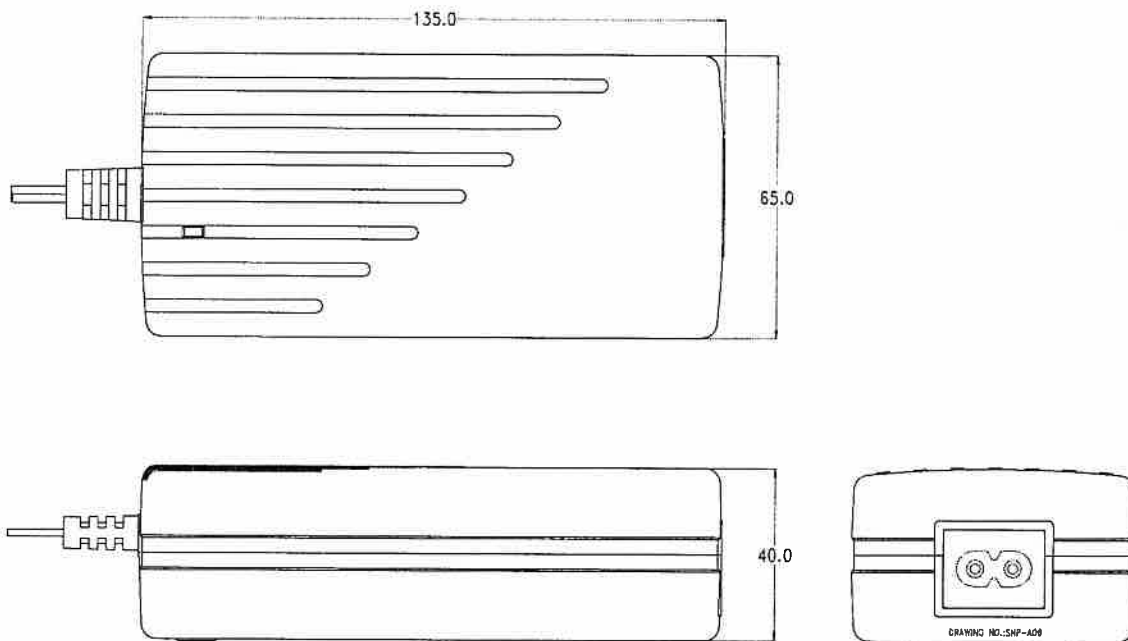
EN55011 class "B"

### 6.3 EMS standards

Designed to meet the following limits :

EN61000-4-2	4KV contact, 8KV air discharge	Criteria A
EN61000-4-3	10V/M with 80% AM	Criteria A
EN61000-4-4	2KV	Criteria A
EN61000-4-5	Line to Line 1KV; Line to ground 2KV	Criteria A
EN61000-4-6	3V with 80% AM	Criteria A
EN61000-4-8	3A/M	Criteria A
EN61000-4-11	30% dips 500ms	Criteria A
	60% dips 10ms	Criteria C
	100% dips 5000ms	Criteria C
	100% interrupt, 5s	Criteria C

**7.0 MECHANICAL SPECIFICATION**



**7.1 Dimensions**

Dimensions shown in mm as above.

Tolerance specified is + -1mm (Excluding DC wire harness)

**7.2 Connectors**

AC inlet : Meet IEC320 C8 standard (without Ground)

DC output : 2.5 DIA. socket type, DC power Right Angel Jack

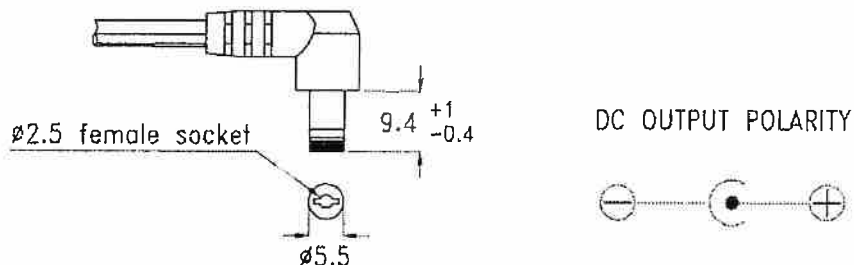
**7.3 Power on indicator**

Green light on top of Box

**7.4 Color**

Black

**7.5 DC power jack specification : (See drawing below)**



※ The length of cable is 2M approx. measured from the edge of case.

**7.6 Packing**

Net weight : 350g approx. / unit

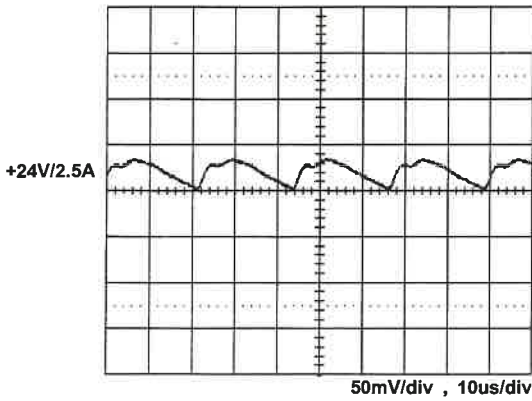
Carton size(mm) : 501 (L) x 426 (W) x 307 (H)

Quantity : 40 units / carton

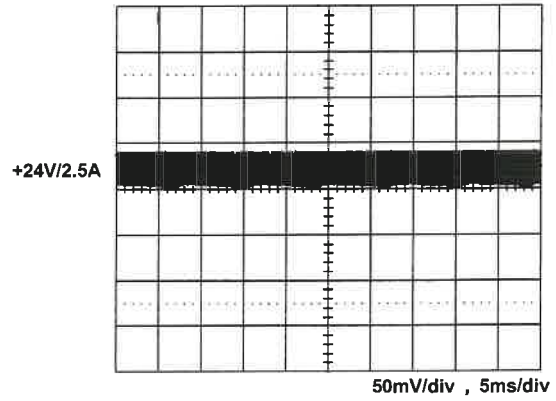
Gross weight : 18.0kg approx. / carton

8.0 PERFORMANCE (input voltage is 115VAC, unless others specified)

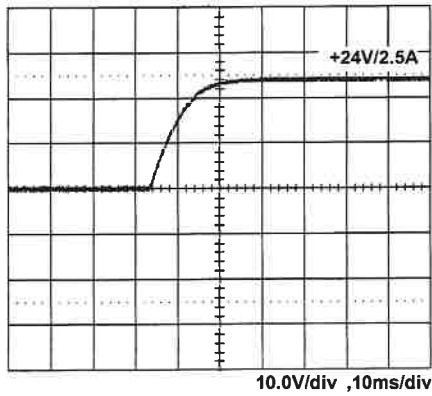
8.1 Switching frequency ripple



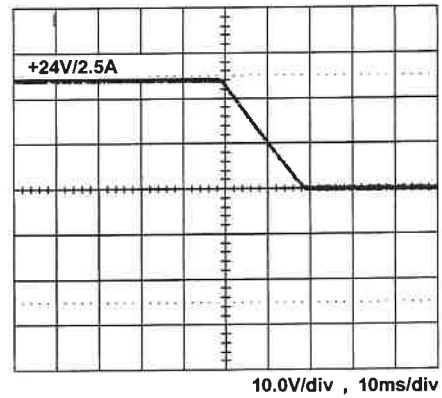
8.2 Line frequency ripple



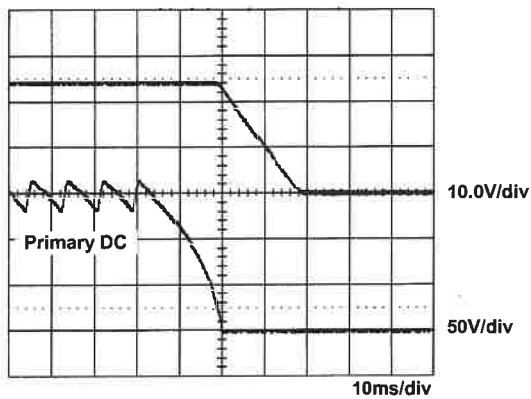
8.3 Output turn on wave form



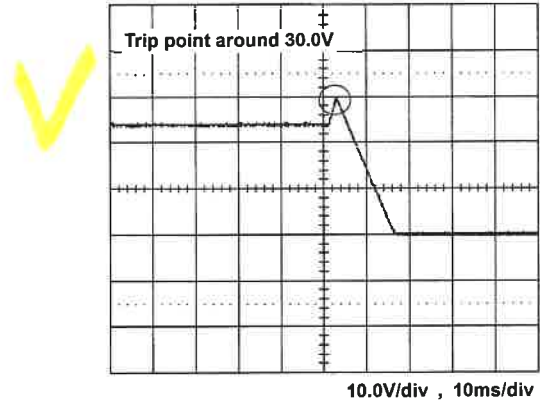
8.4 Output turn off wave form



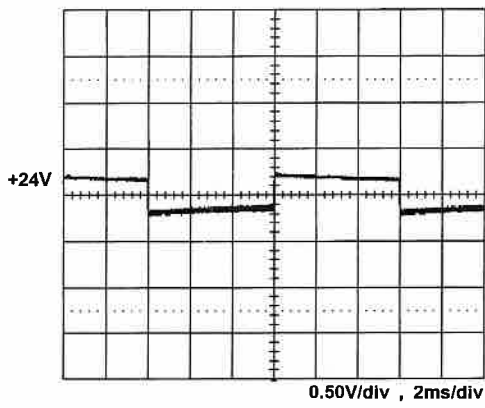
8.5 Hold-up time



8.6 Over voltage protection

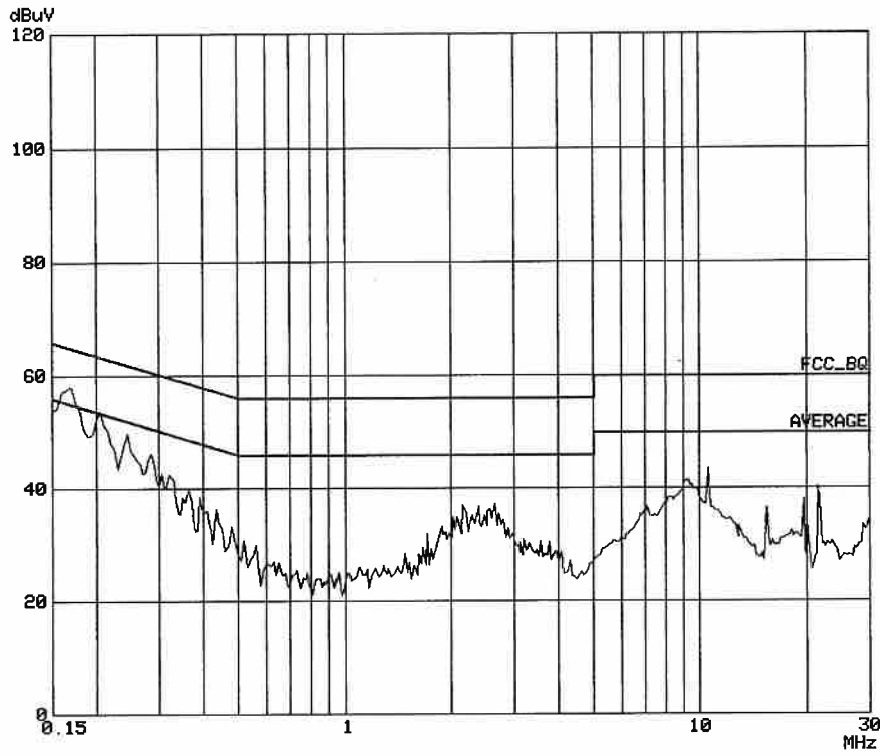


8.7 +24V step response



+24V step from 0.5A to 2.5A

8.8 FCC B performance



8.9 EN55011 class "B"

