



58 x 120 x 42 (mm)

General Specifications:

Input voltage 85 VAC to 264 VAC
 Input frequency 47 Hz to 63 Hz
 Inrush current (cold start at 25°C) < 60A at 230VAC
 Meet green mode < 0.3W (at no load)
 Energy saving CEC efficiency level IV
 Efficiency 75%~85% depends on models
 Holdup time..... 16 ms typical
 at rated load and 115VAC
 Over voltage protection latch off
 Short circuit protection..... auto recovery

Features:

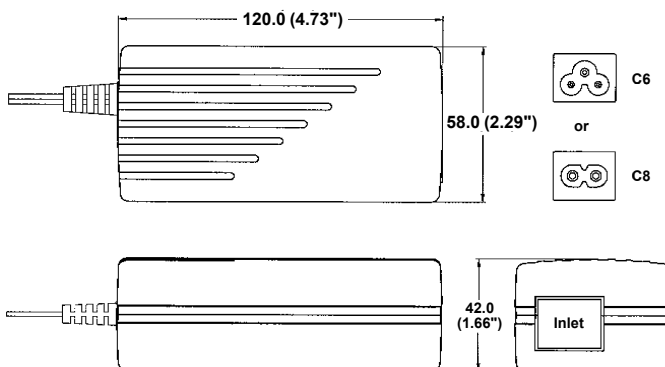
- IEC320 C6 or C8 Input Socket
- With Medical safety
- Compatible to Class I / II safety & EMC
- No load input power < 0.3W
- Energy Saving CEC level IV compliant

Applications:


- For medical device.
- For peak power required system.

Over load protection auto recovery
 Operating temperature -20°C to 60°C
 above 40°C, derate at 2.5% per degree
 Cooling free air convection
 Storage temperature -20°C to +85°C
 EMI FCC class "B"
 CISPR22 level "B"
 EMS EN61000-4-2, -3, -4, -5,-6,-11
 Safety UL 60601-1
 CSA 22.2 No. 60601.1
 EN60601-1

Mechanical Specifications:



Notes:

1. Size:
58 x 120 x 42 (mm)
 2. Connectors:
AC input :
IEC 320 C8: SNP-A04x-M
C6: SNP-A04x-M3 (* x: 7/8/9)
DC output :
Power Jack, OD=5.5mm, ID=2.1mm (SNP-A04x-M)
T type, 1.98mm Dia. x 3 socket pins (SNP-A04x-M3)
- 
3. Box Color : Black
 4. Packing:
Net weight: 300 g approx. / unit
Gross weight: 16.5 kg approx. / carton, 48 units / carton
Carton size (mm): 549 (L) x 490 (W) x 241 (H)

Output Specifications:

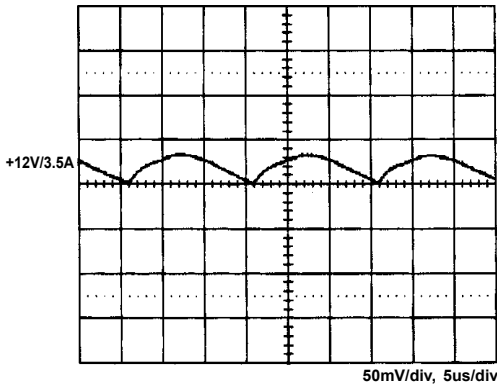
MODEL NO.	OUTPUT RAIL	LOAD				VOLTAGE ACCURACY	RIPPLE NOISE	LINE REG.	LOAD REG.	EFFICIENCY TYPICAL
		MIN.	RATED	MAX.	PEAK					
SNP-A047-M SNP-A047-M3	+12V	0A	3.5A		5.6A	+11.40V~+12.60V	100mVpp	±1%	±2%	83%
SNP-A048-M SNP-A048-M3	+15V	0A	2.8A		4.5A	+14.25V~+15.75V	100mVpp	±1%	±2%	85%
SNP-A049-M SNP-A049-M3	+24V	0A	1.9A		2.9A	+22.80V~+25.20V	200mVpp	±1%	±1%	86%

Note:

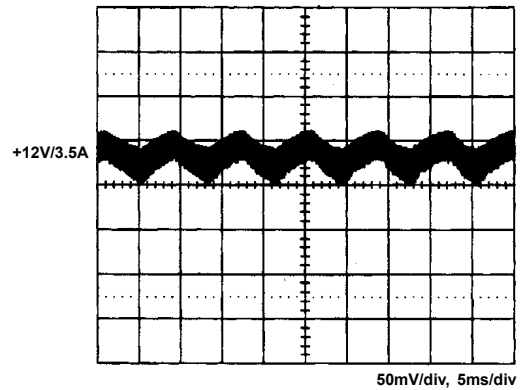
- Output can provide up to peak load when the power supply starts up. Continuous staying in more than rated load is not allowed.
- At factory, in 60% rated load condition, each output is checked to be within voltage accuracy.
- Line regulation is defined by changing ±10% of input voltage from nominal line at rated load.
- Load regulation is defined by changing ±40% of measured output load from 60% rated load.
- Ripple & noise is measured by using 15MHz bandwidth limited oscilloscope and terminated each output with a 0.47uF capacitor at rated load and nominal line.
- Hold up time is measured from the end of the last charging pulse to the time which the main output drops down to low limit of main output at rated load and nominal line.
- Efficiency is measured at rated load, and nominal line.
- Model Selection:
SNP-A04x-M is for Class II, Medical application.
SNP-A04x-M3 is for Class I, Medical application.

Performance for SNP-A047-M:

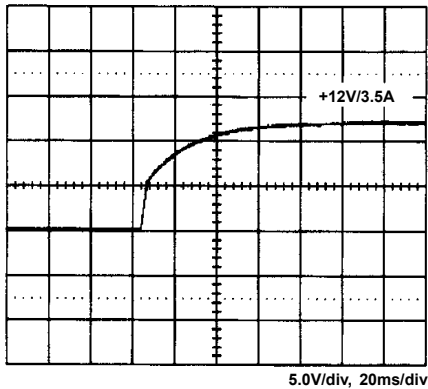
1. Switching frequency ripple



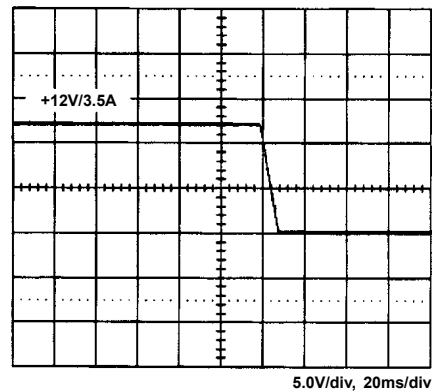
2. Line frequency ripple



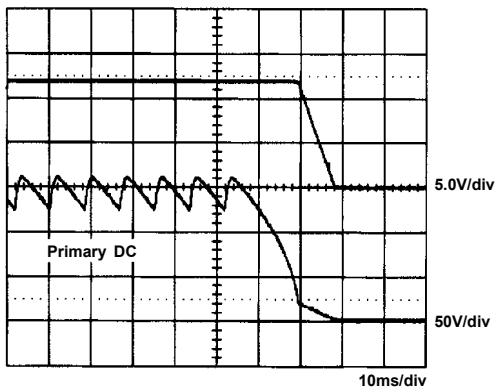
3. Output turn on wave form



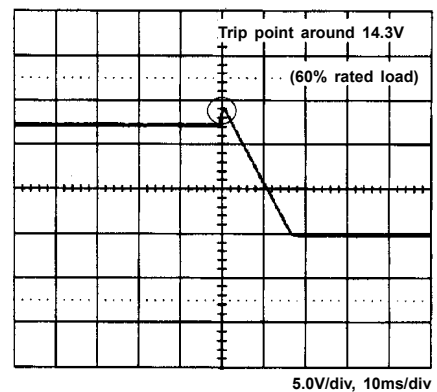
4. Output turn off wave form



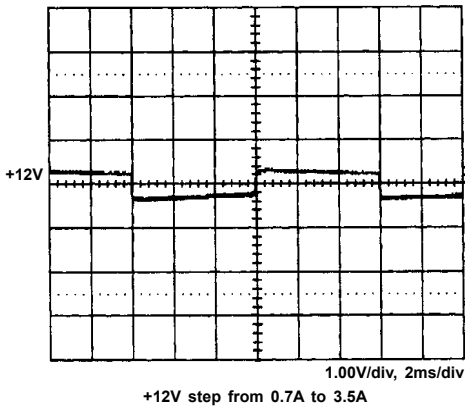
5. Hold-up time



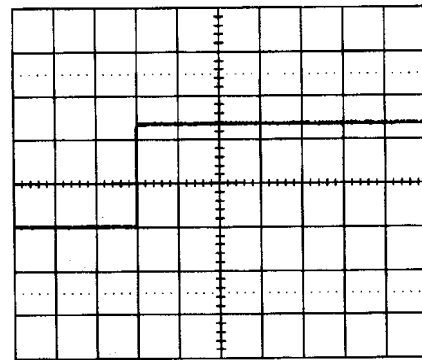
6. Over voltage protection



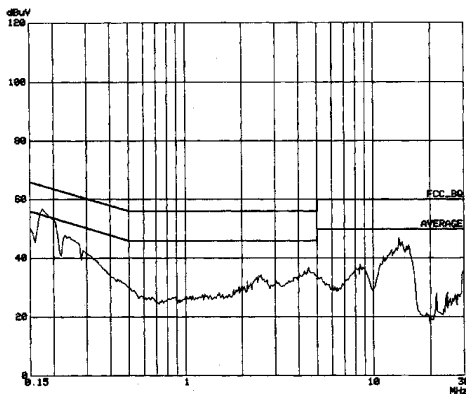
7. +12V step response



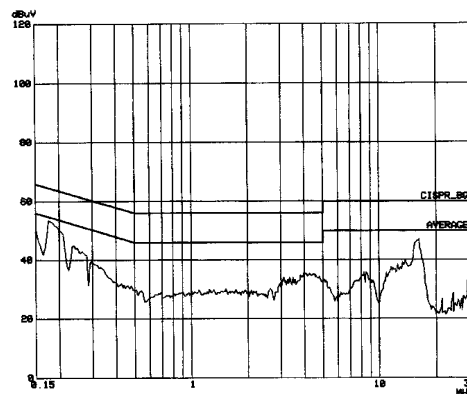
8. Peak Load



9. FCC B



10. EN 55022 B



11. Power derating curve

