

**SPECIFICATION**

and



**PERFORMANCE**

for

SWITCHING POWER SUPPLY

**M/N : SNP-Y048**

All Rights Reserved

Reviewed by Project Manager						
Typed by Document Assistant						
<b>SKYNET ELECTRONIC</b>		<b>LAST REV. NO.</b>				

## 1.0 INTRODUCTIONS

SNP-Y048 is a 40W dual output and universal input switching mode power supply. It's designed for IT, industrial and medical applications. Low density, low profile, high efficiency and high reliability are the basic features.

## 2.0 INPUT SPECIFICATIONS

### 2.1 Input Voltage

The range of input voltage is from 90VAC to 264VAC, nominal line is 115VAC/230VAC. (Label 100 ~ 240VAC)

### 2.2 Input Frequency

The range of input frequency is from 47Hz to 63Hz.

### 2.3 Input Current

The maximum input current is 2A at 115VAC or 1A at 230VAC.

### 2.4 Inrush Current

The inrush current will not exceed 30A at 115VAC input or 60A at 230VAC input cold start, 25°C.

## 3.0 OUTPUT SPECIFICATIONS

### 3.1 Load range

output	min. load	rated load	peak load	voltage accuracy
+15V	0.1A	2.6A	4A	14.85V to 15.15V
+5V	0A	0.5A		4.75V to 5.25V

At factory, the +15V output is set between +14.85V to +15.15V at 60% rated load and nominal line input.

At peak load, the output can last for 8 seconds without shut down.

### 3.2 Ripple and noise

The peak to peak ripple and noise is less than 1.0% of output voltage for each output at rated load, nominal line. Measuring is done by 15MHz bandwidth limited oscilloscope and terminated each output with a 0.47uF capacitor.

### 3.3 Line regulation

The output line regulation is less than + -1.0% while measuring at rated load and + -10% of nominal line input voltage changing.

### 3.4 Load regulation

The load regulation for each output is less than + -1.0%, which is measured by changing the output load + -40% from 60% rated load, other output at 60% rated load and at nominal line input.

## 4.0 GENERAL FEATURES

### 4.1 Efficiency

The efficiency is 81% typ. while measuring at nominal line and rated load.

### 4.2 Hold up time

The hold up time is 16mS typ. at 115VAC input and rated load, which is measured from the end of the last charging pulse to when the main output drops down to 95% output voltage.

### 4.3 Protection

#### 4.3.1 Over voltage protection

The built-in crowbar circuit will shut down the outputs to avoid damaging the external circuits. The trip point of over voltage protection is around +17.6V to +21.5V. To recover from over voltage protection, cycle the AC line OFF and ON is necessary.

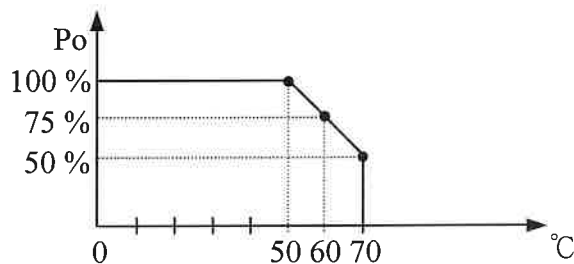
#### 4.3.2 Short circuit and over load protection

The power supply will generate a hiccup mode to protect itself against short circuit or over load conditions, and will automatically return to normal after fault conditions are removed.

## 5.0 ENVIRONMENT SPECIFICATIONS

### 5.1 Operating temperature

0°C to 70°C (>50°C with derating as below.)



### 5.2 Storage temperature

-40°C to +75°C

### 5.3 Operating humidity

10% to 90% Non-Condensing.

### 5.4 Altitude

Will operate properly at any altitude between 0 to 10000ft.

## 6.0 INTERNATIONAL STANDARDS

### 6.1 Safety standards

Designed to meet the following regulations :

UL/CSA/EN/IEC 60950-1, 2<sup>nd</sup> edition

UL/CSA/EN/IEC 62368-1, 2<sup>nd</sup> edition

ANSI/AAMI/CSA/EN60601-1, 3<sup>rd</sup> edition +A1

### 6.2 EMI standards

Designed to meet the following limits :

FCC docket 20780 curve "B"

EN55011 class "B"

### 6.3 EMS standards

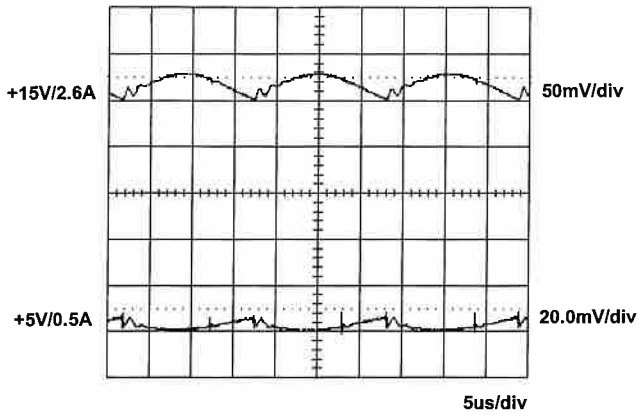
Designed to meet the following limits :

EN61000-4-2	8KV contact, 15KV air discharge	Criterion A
EN61000-4-3	10V/M with 80% AM	Criterion A
EN61000-4-4	4KV	Criterion A
EN61000-4-5	Line to Line 1KV ; Line to ground 2KV.	Criterion A
EN61000-4-6	10V with 80% AM	Criterion A
EN61000-4-8	30A/M	Criterion A
EN61000-4-11	30 % dips 500 ms,	Criterion A
	60 % dips 200 ms,	Criterion B
	100 % dips 10 ms,	Criterion A
	100 % dips 5000 ms,	Criterion B
	100 % dips 20 ms,	Criterion B

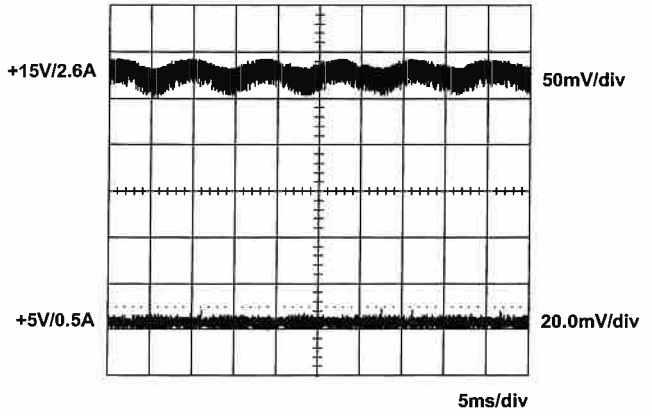


8.0 PERFORMANCE (input voltage is 115VAC, unless others specified)

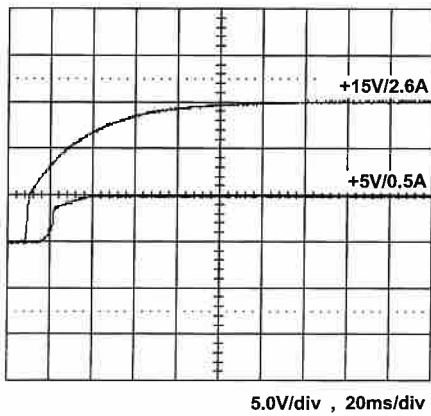
8.1 Switching frequency ripple



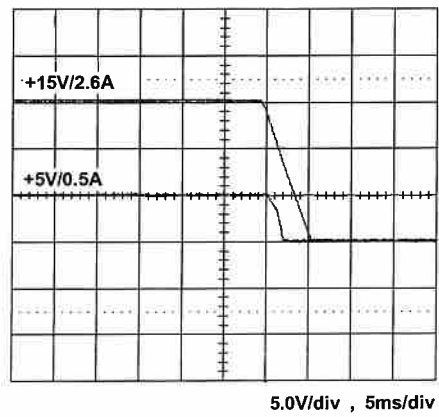
8.2 Line frequency ripple



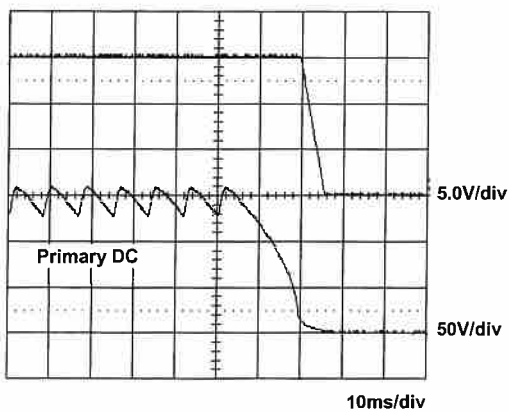
8.3 Output turn on wave form



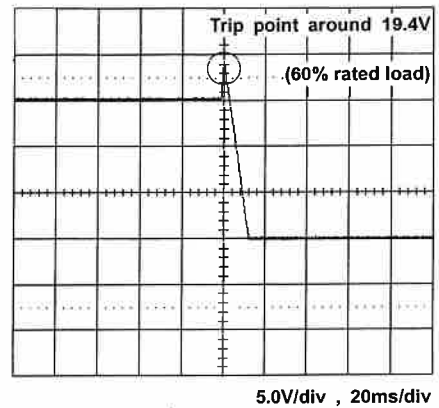
8.4 Output turn off wave form



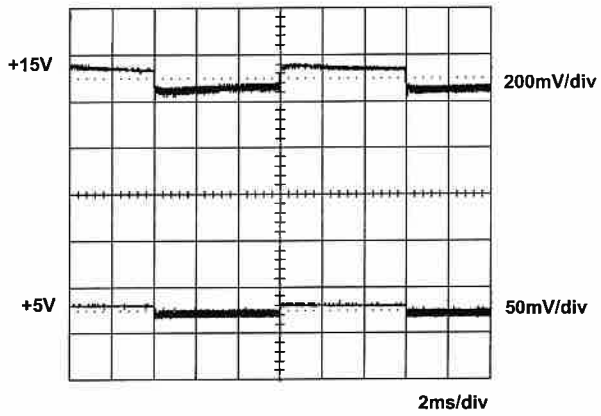
8.5 Hold-up time



8.6 Over voltage protection

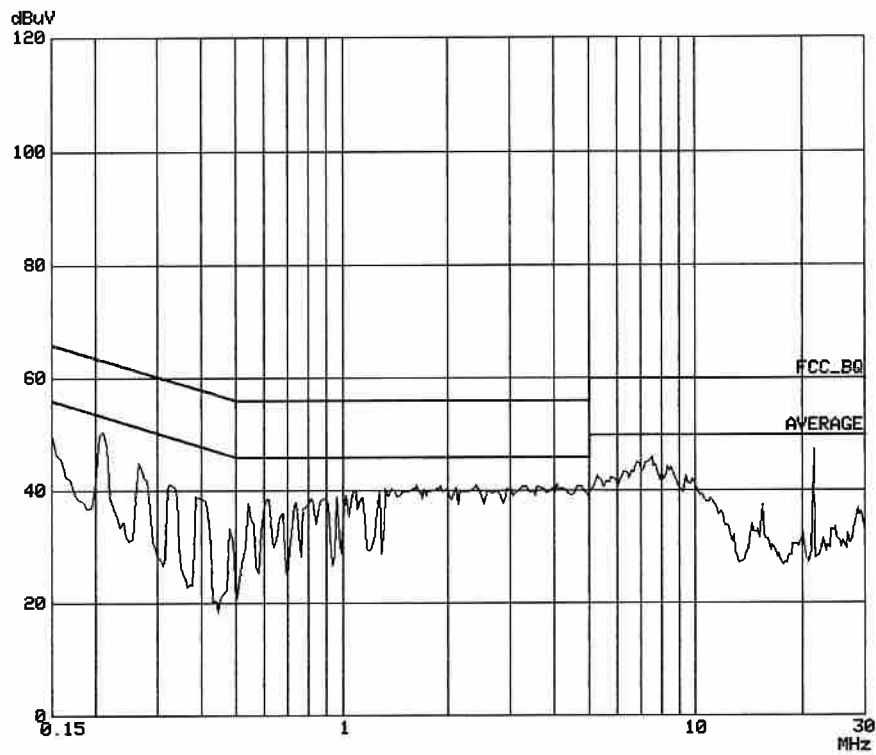


8.7 +15V step response



+15V step from 0.52A to 2.6A  
other output at 60% load

### 8.8 FCC B performance



### 8.9 EN55011 class "B"

