

SPECIFICATION

For

SWITCHING POWER SUPPLY

M/N : SNP-H065-M

STANDARD PRODUCT

Reviewed by Product Manager	<i>Clan</i> <i>(11/27/13)</i>	<i>Jr</i> <i>3-1-18</i>	<i>Jr</i> <i>1-7-19</i>			
Typed by Document Assistant	<i>董瑞英</i> <i>11/28/13</i>	<i>董瑞英</i> <i>03/01/18</i>	<i>董瑞英</i> <i>01/07/19</i>			
SKYNET ELECTRONIC			LAST REV. NO.			

1.0 INTRODUCTIONS

SNP-H065-M is an open frame and rated 60W SMPS for general purpose use. It features in Medical safety, green power and low profile.

2.0 INPUT SPECIFICATIONS

2.1 Input Voltage

Input voltage range : 90Vac to 264Vac

Nominal line voltage : 115Vac/230Vac

2.2 Input frequency

47Hz to 63Hz

2.3 Input current

1.4A_{rms} max/115Vac, 0.9A_{rms} max/230Vac

2.4 Inrush current

30A max/115Vac, 60A max/230Vac (EMI capacitors excluded, cold start at 25°C)

2.5 Test Condition

All specs except international standards or specs with special notes are defined and tested at nominal line input, rated load and 25°C.

3.0 OUTPUT SPECIFICATIONS

3.1 Load range

Vo	min. load	rated load	peak load
+18V	0A	3.33A	4.7A

3.1.1 Factory adjustment

+17.8V to +18.2V (60% rated load, 115Vac)

3.1.2 Peak load max duration

3sec. (duty cycle < 10%, average power < rated load)

3.2 Ripple and noise

< 100mV (20MHz bandwidth limited, 1X probe with 0.47uF parallel capacitor)

3.3 Line regulation

< ±0.5% (90Vac to 264Vac, compare with 115Vac)

3.4 Load regulation

< ±1% (20% to 100% rated load, compare with 60% rated load)

3.5 Start up time

< 0.5sec (100Vac)

3.6 Capacitive load start-up capability

< 30000uF

4.0 GENERAL FEATURES

4.1 Efficiency

86% typical

4.2 Hold up time

16ms typical

4.3 Protection

4.3.1 Over-voltage protection

Trip point : +23V to +28V (60% rated load)

Protection mode : Latch-off

4.3.2 Short circuit and over-load protection

Protection mode : Auto-recovery

5.0 ENVIRONMENT SPECIFICATIONS

5.1 Operating temperature

-20°C to 70°C

(Output reduces linearly to 50% load from 50°C to 70 °C)

(-20 °C can startup with 50% rated load)

(0 °C can startup with 100% rated load)

5.2 Storage temperature

-40°C to 85°C

5.3 Operating humidity

5% to 95% RH, non-condensing

5.4 Altitude

0 to 3000m

5.5 MTBF

> 0.4Mhrs (based on MIL-HDBK-217F, rated load, 50 °C)

6.0 INTERNATIONAL STANDARDS

6.1 Safety approvals

- Label voltage : 100Vac to 240Vac
- CB : IEC 60601-1 :2005
- TUV : EN 60601-1 :2006
- cULus : ANSI/AAMI ES 60601-1 : 2005 , 1st Edition
- CAN/CSA-C22.2 NO.60601-1 : 08. 2nd Edition

6.1.1 Isolation level

- Transformer : Class B
- Primary to secondary : double insulation, 2 MOPP
- Primary to PE : Basic insulation , 1 MOPP
- Secondary to PE : Basic insulation , 1 MOPP

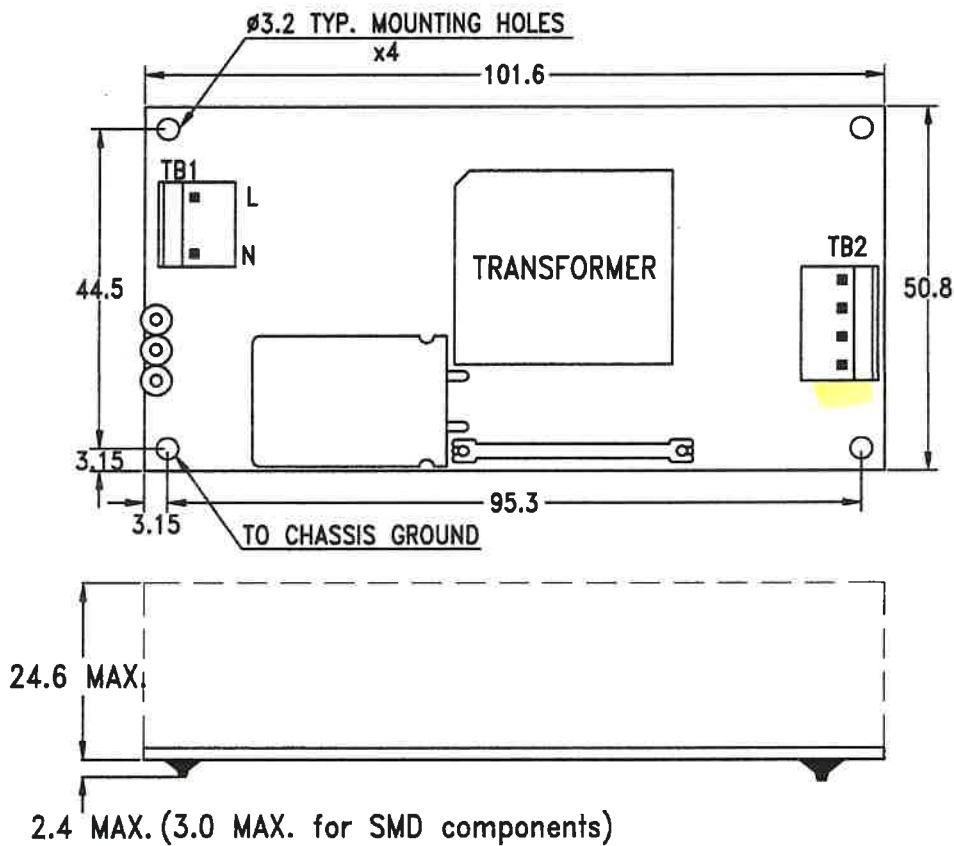
6.2 Emissions and Harmonic currents

- FCC docket 20780 level B
- CISPR 22 level B
- EN 61000-3-2 Class A
- EN 61000-3-3

6.3 Immunity

- | | | |
|--------------|---|-------------|
| EN61000-4-2 | 8kV/contact discharge, 15kV/air discharge | Criterion A |
| EN61000-4-3 | 10V/M with 80% AM | Criterion A |
| EN61000-4-4 | 2kV (100KHz) | Criterion A |
| EN61000-4-5 | 1kV/Line-Line, 2kV/Line-Earth | Criterion A |
| EN61000-4-6 | 10V with 80% AM | Criterion A |
| EN61000-4-8 | 30A/m | Criterion A |
| EN61000-4-11 | 30% dips 500ms, | Criterion A |
| | 60% dips 200ms, | Criterion B |
| | 100% dips 10ms, | Criterion A |
| | 100% dips 20ms, | Criterion B |
| | 100% dips 5000ms, | Criterion B |

7.0 MECHANICAL SPECIFICATION



7.1 Dimensions

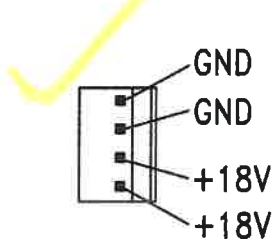
Dimensions shown in mm as above . Tolerance specified is +0.4mm.

7.2 Connectors

TB1--AC Input : Molex 5277-02A or equivalent.

TB2--DC Output : Molex 5273-04A or equivalent.

7.3 DC Output pin assignment

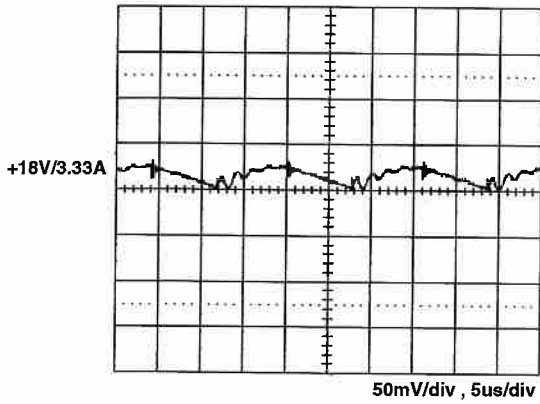


7.4 Packing

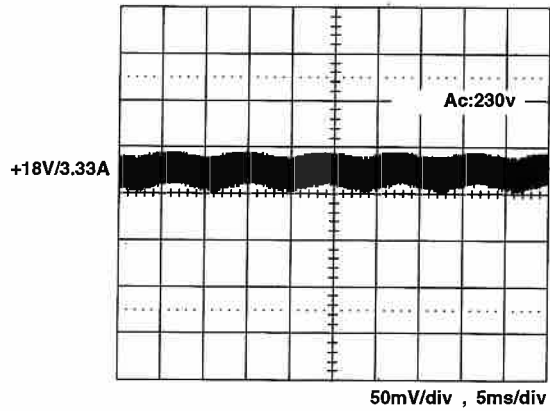
- Net weight : 120 g approx. / unit
- Carton size(mm) : 422 (L) x 382 (W) x 277 (H)
- Quantity : 100 units / carton
- Gross weight : 14.5 kg approx. / carton

8.0 PERFORMANCE (input voltage is 115VAC, unless others specified)

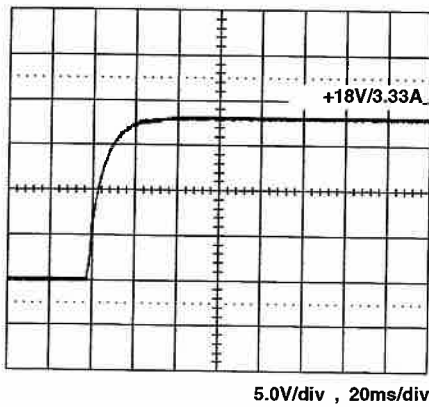
8.1 Switching frequency ripple



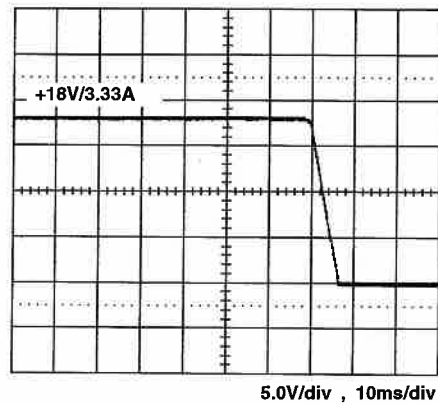
8.2 Line frequency ripple



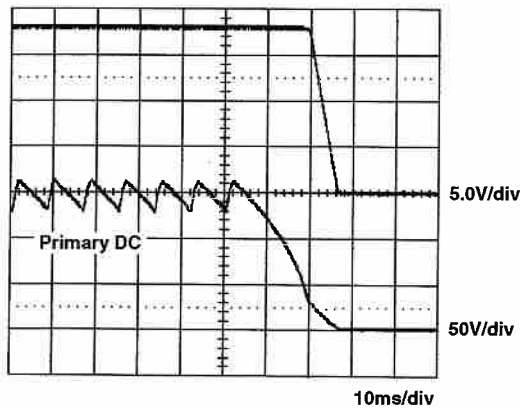
8.3 Output turn on wave form



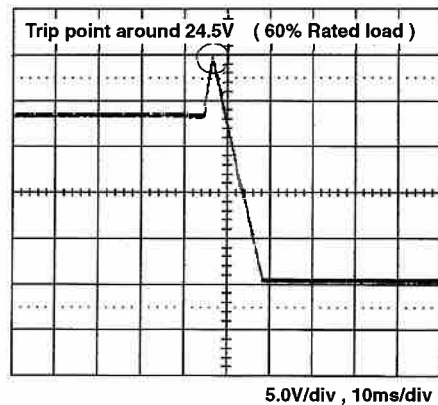
8.4 Output turn off wave form



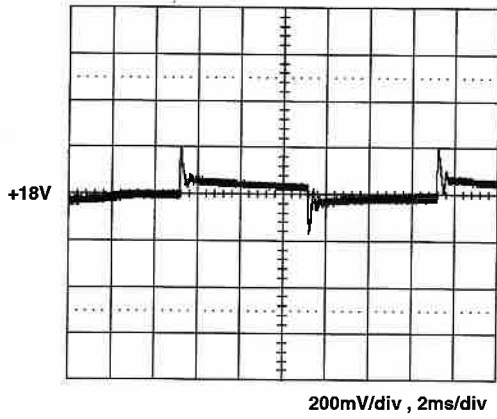
8.5 Hold-up time



8.6 Over voltage protection

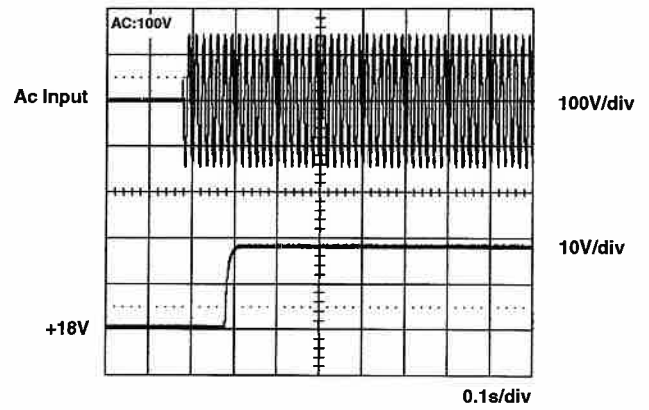


8.7 +18V step response

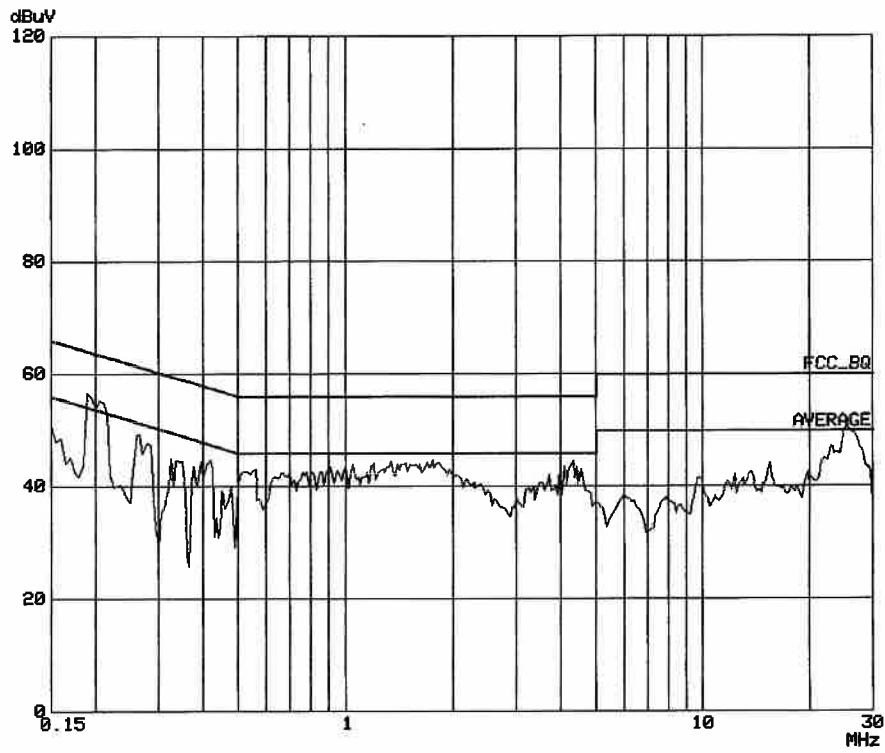


+18V step from 0.66A to 3.33A

8.8 Start up Time



8.9 FCC B performance



8.10 EN55022 "B"

